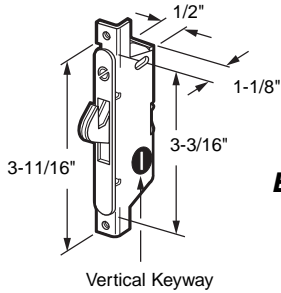
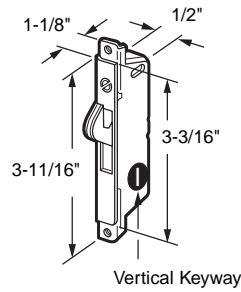
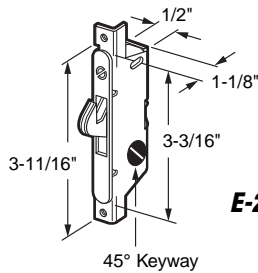


**E-2008**

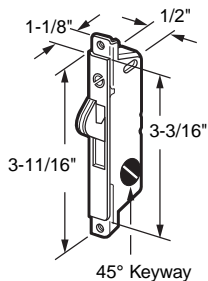
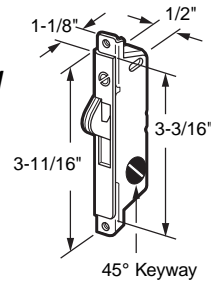


**E-2009**



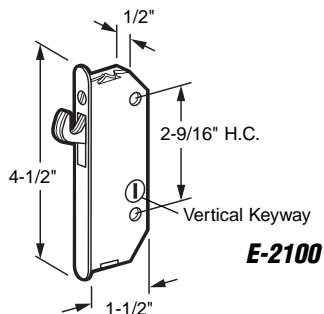
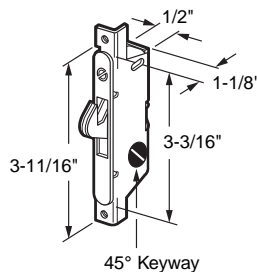
**E-2121**

**E-2111**



**E-2118**

**E-2119  
E-2148**



**E-2100**

**E-2008**

## Mortise Lock

**Contents:** 1 lock; installation fasteners.

**Description:** Mortise installation; **steel housing and hook; square end face plate**; keyway is in **vertical position** with hook fully extended; hook projection is adjustable; fits on **Adams Rite**.

You may wish to stock these related parts: **C-1019, C-1035, C-1040, C-1050**.

**E-2009**

## Mortise Lock

**Contents:** 1 lock; installation fasteners.

**Description:** Mortise installation; **steel housing and hook; round end face plate**; keyway is in **vertical position** with hook fully extended; hook projection is adjustable; fits on **Adams Rite**.

**E-2111**

**E-2121**

## Mortise Lock

**Contents:** 1 lock; installation fasteners.

**Description:** Mortise installation; **steel housing and hook; round or square end face plate**; keyway is in the **45° position** with hook fully extended; hook projection is adjustable; fits on **Adams Rite**.

**E-2118** (45° keyway)

## Mortise Lock (Automatic)

**Contents:** 1 lock; installation fasteners.

**Description:** **Steel housing and hook**; hook is spring loaded; with adjustable projection; does not hold back in unlocked position; **automatically latches door**; **square end face plate**; keyway is in the **45° position** with hook fully extended; fits on **Adams Rite**.

**E-2119** (Steel)

**E-2148** (Stainless steel)

## Mortise Lock (Automatic)

**Contents:** 1 lock; installation fasteners.

**Description:** Mortise installation; **steel housing and hook**; hook is spring loaded; with adjustable hook projection; **automatically latches door**; **round end face plate**; keyway is in the **45° position** with hook fully extended; fits on **Adams Rite**.

**E-2100** (Vertical keyway)

## Mortise lock

**Contents:** 1 lock.

**Description:** **Stainless steel** mortise latch; adjustable bolt throw; will withstand approx. 1000 pound force horizontally and vertically to resist pry bar attack or to lift door off track.

You may wish to stock these related parts: **C-1058, E-2034**.

## E-2012

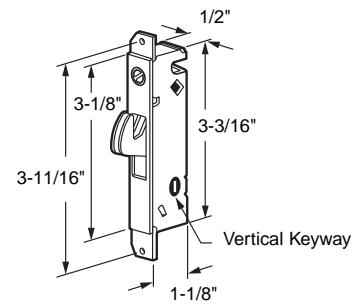
### Mortise Lock

**Contents:** 1 lock; installation fasteners.

**Description:** Mortise installation; **steel housing and hook; square end face plate;** keyway is in **vertical position** with hook fully extended; hook projection is adjustable; fits on **W&F**.

You may wish to stock these related parts: **C-1035, C-1039, C-1040, E-2101.**

**E-2012**



## E-2013

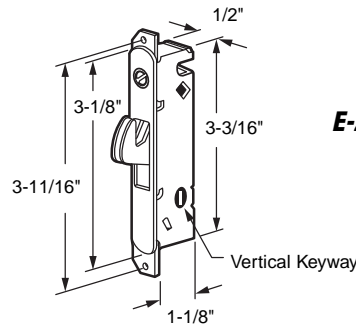
### Mortise Lock

**Contents:** 1 lock; installation fasteners.

**Description:** Mortise installation; **steel housing and hook; round end face plate;** keyway is in **vertical position** with hook fully extended; hook projection is adjustable; fits on **W&F**.

You may wish to stock these related parts: **C-1035, C-1039, C-1040, E-2101.**

**E-2013**



## E-2014

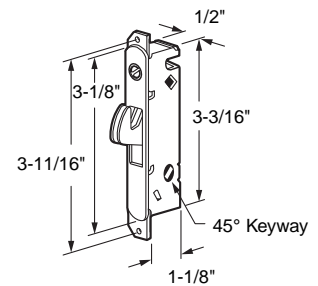
### Mortise Lock

**Contents:** 1 lock; installation fasteners.

**Description:** Mortise installation; **steel housing and hook; round end face plate;** keyway is in the **45° position** with hook fully extended; hook projection is adjustable; fits on **W&F**.

You may wish to stock these related parts: **C-1019, C-1035, C-1040, C-1058, E-2101.**

**E-2014**



## E-2079

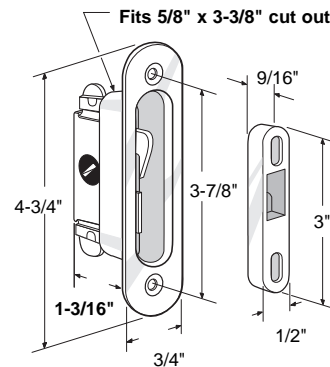
### Mortise Lock and Keeper

**Contents:** 1 lock and keeper assembly with complete set of fasteners.

**Description:** Excellent for either **wood** or **aluminum** door application; integration of keeper and lock for positive **anti-lift** protection; **plated steel hook** is mounted in an **anti-friction pivot**, encased in **aluminum housing**; fits on **Pennco** and other manufacturers. Overall depth is 1-3/16".

You may also wish to stock these related parts: **C-1058, C-1131, E-2134.**

**E-2079**



## E-2126

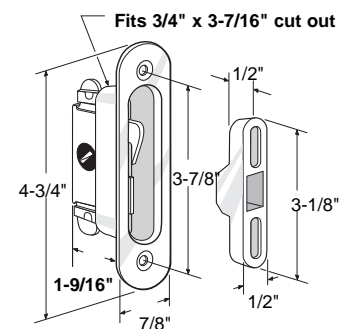
### Mortise Lock and Keeper (Large housing)

**Contents:** 1 lock and keeper assembly with complete set of fasteners.

**Description:** Excellent for either **wood** or **aluminum** door application; integration of keeper and lock for positive **anti-lift** protection; **plated steel hook** is mounted in an **anti-friction pivot**, encased in **aluminum housing**; fits on **Traco** and other manufacturers. Overall depth is 1-9/16".

You may also wish to stock these related parts: **C-1058, C-1131.**

**E-2126**



## E-2128

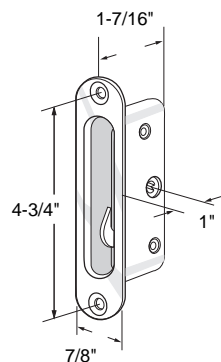
### Mortise Lock

**Contents:** 1 lock; installation fasteners.

**Description:** **Diecast** construction; mortise lock for **wood** doors; used exclusively in **Canada**.

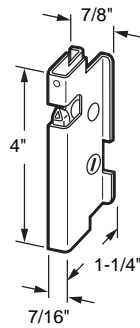
You may wish to stock these related parts: **E-2034.**

Call for  
Availability

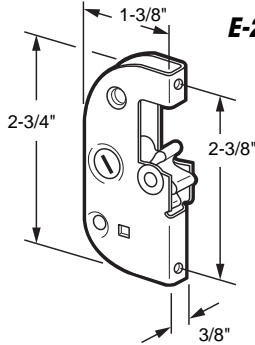


**E-2128**

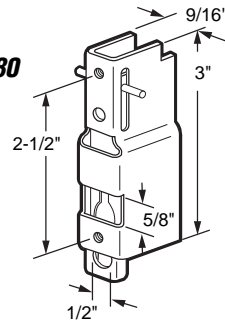
**E-2027**



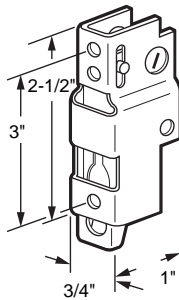
**E-2069**



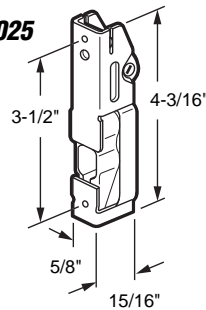
**E-2080**



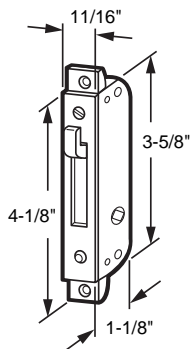
**E-2026**



**E-2025**



**E-2010**



## E-2027

### Mortise Lock

**Contents:** 1 lock; installation fasteners.

**Description:** Mortise installation; **steel housing**; fits on *Daryl Industries*.

You may wish to stock these related parts: **C-1035, C-1036, E-2028.**

## E-2069

### Mortise Lock

**Contents:** 1 lock; installation fasteners.

**Description:** **Cog type lock** assembly for old style *Arcadia* doors. **Diecast cog** and **steel housing**.

## E-2080

### Mortise Lock

**Contents:** 1 lock; installation fasteners.

**Description:** Mortise installation; **steel lock and housing**; fits on *Guaranteed Products*.

You may wish to stock these related parts: **C-1028, C-1029, E-2007, E-2109.**

## E-2026

### Mortise Lock

**Contents:** 1 lock; installation fasteners.

**Description:** Mortise installation; **steel lock and housing**; fits on *Northrop*.

You may wish to stock these related parts: **E-2109.**

## E-2025

### Mortise Lock

**Contents:** 1 lock; installation fasteners.

**Description:** **Steel lock and housing with stainless steel spring**; mortise installation; fits on *Northrop*.

You may wish to stock these related parts: **E-2109.**

## E-2010

### Mortise Lock

**Contents:** 1 lock; installation fasteners.

**Description:** **Diecast lock housing; steel hook and safety release button**; fits on *Parlyn 900* series

Call for  
Availability

# Sliding Patio Door

## E-2021

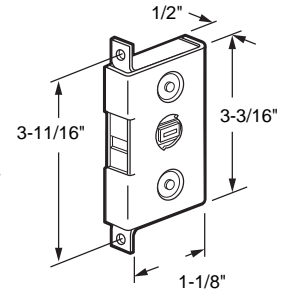
### Mortise Lock

**Contents:** 1 lock; installation fasteners.

**Description:** Mortise installation; **steel housing; square end face plate;** mounting flanges have no. 6-32 threaded holes; fits on **W & F.**

*Call for Availability*

**E-2021**



## E-2022

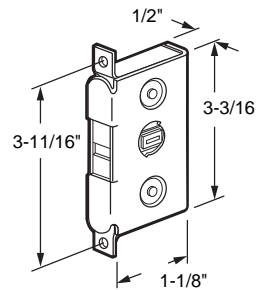
### Mortise Lock

**Contents:** 1 lock; installation fasteners.

**Description:** Mortise installation; **steel housing; round end face plate;** mounting flanges have no. 6-32 threaded holes; fits on **W&F.**

*Call for Availability*

**E-2022**



## E-2011 (45° keyway)

### Mortise Lock

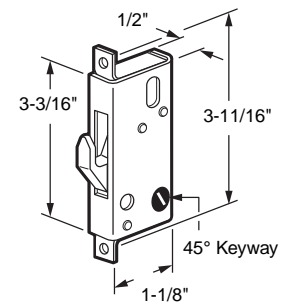
**Contents:** 1 lock; installation fasteners.

**Description:** Mortise installation; **steel housing and hook; square end face plate;** fits on **Arcadia & Saurenman.**

You may wish to stock these related parts: **C-1035.**

*Call for Availability*

**E-2011**



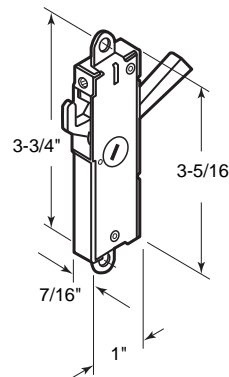
## E-2030

### Internal Lock

**Contents:** 1 lock; installation fasteners.

**Description:** Internal lock for surface mounted patio door handle set. **Steel housing and hook; black plastic** latch lever; with adjustable hook projection; fits on **Northrop Architectural** and other manufacturers.

**E-2030**



## E-2029

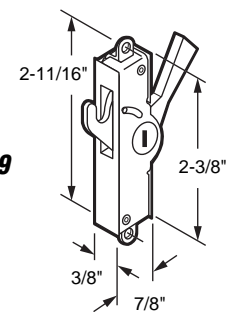
### Internal Lock

**Contents:** 1 lock; installation fasteners.

**Description:** Internal lock for surface mounted patio door handle, with **steel housing and hook; black plastic** latch lever; fits on **Adams Rite.**

You may wish to stock these related parts: **C-1048, C-1084, C-1093.**

**E-2029**



## E-2077

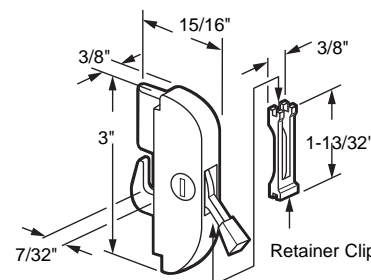
### Internal Lock

**Contents:** 1 lock; 1 retainer clip.

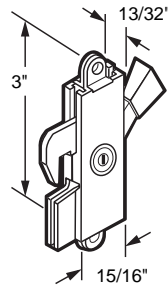
**Description:** **Diecast lock housing** with **steel hook and latch lever;** **plastic** retainer clip.

You may wish to stock these related parts: **C-1000, C-1001, C-1060, C-1061, C-1070, C-1071.**

**E-2077**



**E-2105**



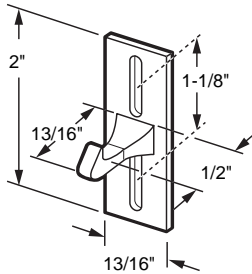
**E-2105**  
**Internal Lock**

**Contents:** 1 lock.

**Description:** Stamped aluminum housing with steel hook and latch lever; black plastic latch lever tip.

You may wish to stock these related parts: **E-2029, E-2030, E-2077.**

**E-2084**



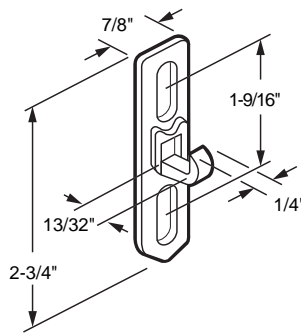
**E-2084** (Chrome)  
**Keeper**

**Contents:** 1 keeper; installation fasteners.

**Description:** Diecast, face mount keeper; vertical slots allow for adjustment; fits on *Miller Industries*.

You may wish to stock these related parts: **C-1086.**

**E-2089**



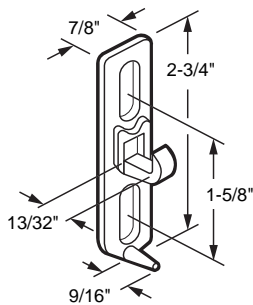
**E-2089** (Chrome)  
**Keeper**

**Contents:** 1 keeper; installation fasteners.

**Description:** Diecast, face mount keeper; vertical slots allow for adjustment; fits on *Daryl Industries*.

You may wish to stock these related parts: **C-1068, C-1074, E-2083.**

**E-2083**



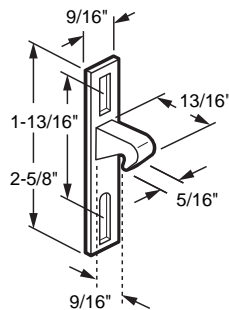
**E-2083** (Chrome)  
**Keeper**

**Contents:** 1 keeper; installation fasteners.

**Description:** Diecast, face mount keeper; vertical slots allow for adjustment; fits on *Crossly*.

You may wish to stock these related parts: **C-1068, C-1074, E-2083.**

**E-2093**



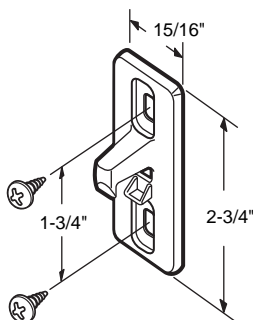
**E-2093**  
**Keeper**

**Contents:** 1 keeper; installation fasteners.

**Description:** Zinc plated diecast keeper; face mount; vertical slots allow for adjustment.

You may wish to stock these related parts: **C-1018, E-2054.**

**E-2137**



**E-2137**  
**Keeper**

**Contents:** 1 keeper; installation fasteners.

**Description:** Zinc plated diecast keeper with vertical slots for adjustment, fits *Daryl* and other doors.

You may wish to stock these related parts: **C-1025, E-2003, E-2004.**

# Sliding Patio Door

## E-2098 (Chrome)

### Keeper

**Contents:** 1 keeper; installation fasteners.

**Description:** Diecast keeper, face mount; anti-lift pin; vertical slots allow for adjustment.

You may wish to stock these related parts: C-1032, C-1033, C-1045, C-1075.

## E-2040 (3/4" wide - chrome)

## E-2082 (1/2" wide - chrome)

## E-2099 (3/4" wide - black)

### Keeper

**Contents:** 1 keeper; installation fasteners.

**Description:** Diecast keeper; screw slots allow for vertical adjustment; universal application.

You may wish to stock these related parts: C-1032, C-1033, C-1045, C-1075, C-1076.

## E-2020

### Keeper

**Contents:** 1 keeper; installation fasteners.

**Description:** Surface mount; for hook style latch; 1/4" projection; plated steel; fits on *W&F*.

## E-2019

### Keeper

**Contents:** 1 keeper; installation fasteners.

**Description:** Surface mount; for hook style latch; 1/4" projection; plated steel; fits on *W&F*.

You may wish to stock these related parts: E-2013, E-2014.

## E-2041

### Keeper

**Contents:** 1 keeper; installation fasteners.

**Description:** Diecast keeper and rubber bumper; repair part for sliding patio door handle C-1025.

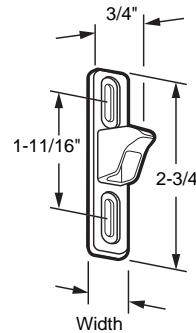
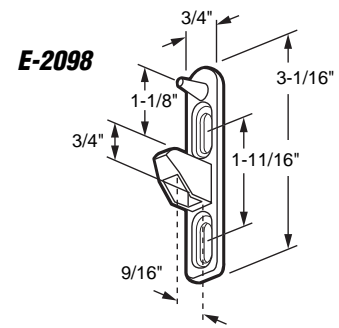
You may wish to stock these related parts: C-1025, E-2003, E-2004.

## E-2096 (Chrome)

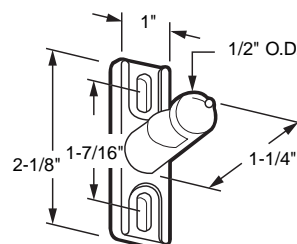
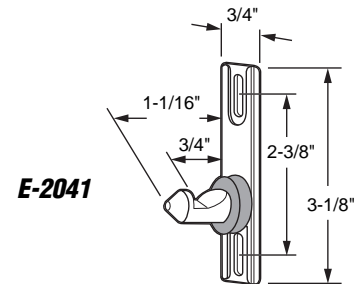
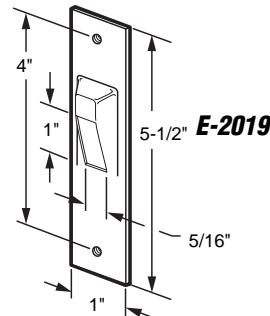
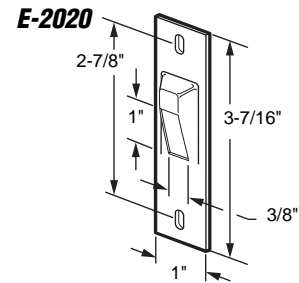
### Keeper

**Contents:** 1 keeper; installation fasteners.

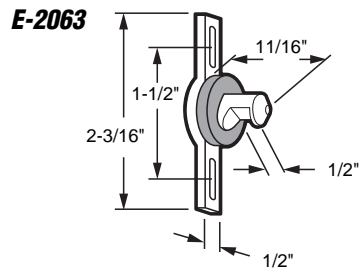
**Description:** Diecast, face mount keeper; vertical slots allow for adjustment; fits on *Capitol & Parlyn*.



**E-2040  
E-2082  
E-2099**



Call for  
Availability



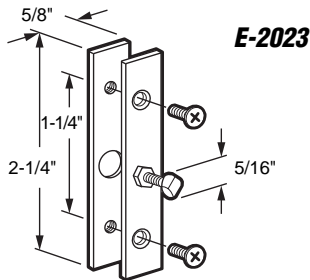
**E-2063**  
**Keeper (Narrow)**

Call for Availability

**Contents:** 1 keeper; installation fasteners.

**Description:** Diecast keeper with round rubber bumper; fits on *Trimview* doors.

You may wish to stock these related parts: **E-2041**.



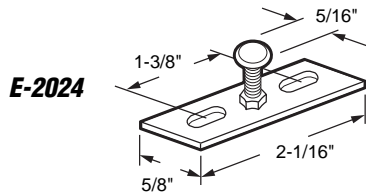
**E-2023**  
**Keeper**

Call for Availability

**Contents:** 1 keeper; 1 backup plate; installation fasteners.

**Description:** Surface mount; for jaw style latch; plated steel; fits on *W&F*.

You may also wish to stock these related parts: **E-2008** thru **E-2014**.



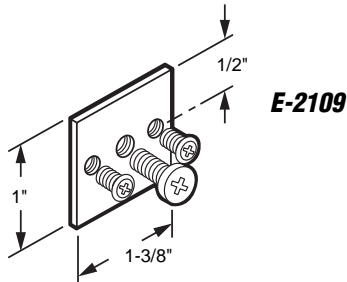
**E-2024**  
**Keeper**

Call for Availability

**Contents:** 1 keeper; installation fasteners.

**Description:** Surface mount; for jaw style latch; adjustable; plated steel; fits on *W&F*.

You may wish to stock these related parts: **E-2109**.

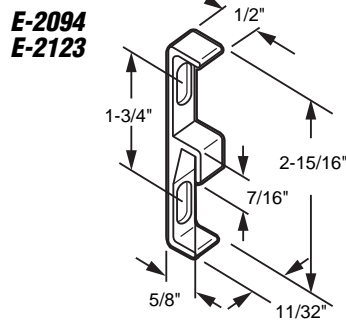


**E-2109**  
**Keeper**

**Contents:** 1 keeper; 1 set of installation fasteners.

**Description:** Adjustable keeper assembly; fits on *Guaranteed Products*.

You may wish to stock these related parts: **C-1028**, **E-2080**.

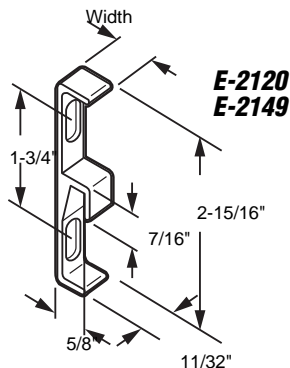


**E-2094** (Aluminum)  
**E-2123** (White)  
**Keeper**

**Contents:** 1 keeper; installation fasteners.

**Description:** Zinc diecast keeper; face mount; vertical slots allow for adjustment.

You may wish to stock these related parts: **C-1000**; **C-1001**, **E-2046**.



**E-2120** (Wide - 3/4")  
**E-2149** (Wide - 3/8")  
**Keeper**

**Contents:** 1 keeper; installation fasteners.

**Description:** Extruded aluminum keeper; face mount design; vertical slots allow for adjustment.

You may wish to stock these related parts: **E-2042**, **E-2044**, **E-2046**, **E-2094**.

# Sliding Patio Door

**E-2142** (Aluminum)

**E-2143** (Bronze)

## Keeper

**Contents:** 1 keeper; 1 angle bracket; installation fasteners.

**Description:** Extruded aluminum face mount keeper with 1/2" x 1/2" angle bracket; used as special anti-burglar plate.

**E-2046** (Aluminum)

**E-2047** (Black)

## Keeper

**Contents:** 1 keeper; 1 angle bracket; installation fasteners.

**Description:** Zinc diecast face mount keeper with 1/2" x 1/2" angle bracket; used as special anti-burglar plate.

You may wish to stock these related parts: **C-1000, C-1001, C-1002, C-1004, E-2094.**

**E-2048** (Aluminum)

**E-2049** (Black)

## Keeper

**Contents:** 1 keeper; installation fasteners.

**Description:** Extruded aluminum face mount keeper; screw slots allow for vertical adjustment.

You may wish to stock these related parts: **C-1000, C-1001, C-1079.**

**E-2042** (Aluminum)

**E-2043** (Black)

## Keeper

**Contents:** 1 keeper; installation fasteners.

**Description:** Extruded aluminum keeper; face mount; designed for use on 4-1/2" jambs.

You may wish to stock these related parts: **C-1001, C-1021.**

**E-2044** (Aluminum)

**E-2045\*** (Black)

## Keeper

**Contents:** 1 keeper; installation fasteners.

**Description:** Extruded aluminum keeper; designed for use on 5-1/2" wide jambs, fits on *Sears* sliding doors.

*\* Call for availability on this item.*

You may wish to stock these related parts: **C-1001, C-1021.**

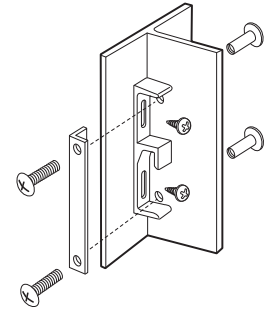
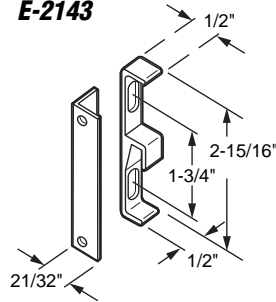
**E-2131** (Aluminum)

## Keeper

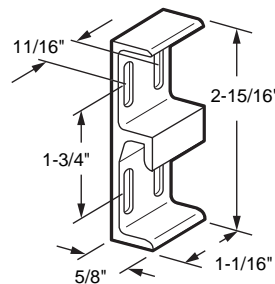
**Contents:** 1 keeper; installation fasteners.

**Description:** Extruded aluminum keeper; designed for use on *Unit Span* doors.

**E-2142  
E-2143**



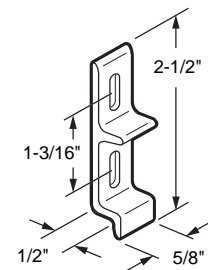
**E-2046  
E-2047**



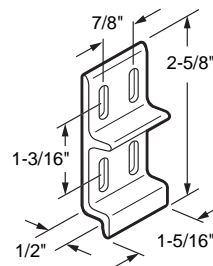
**E-2048  
E-2049**

Call for  
Availability

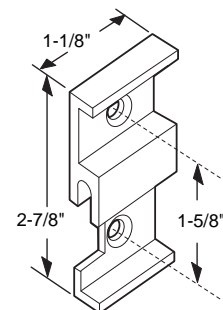
**E-2042  
E-2043**



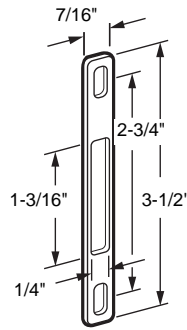
**E-2044  
E-2045\***



**E-2131**



**E-2016**



**E-2016**

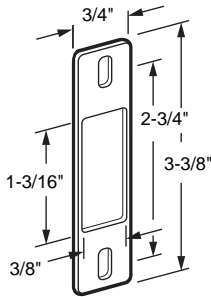
**Keeper (Narrow)**

**Contents:** 1 keeper; installation fasteners.

**Description:** Surface mount; for hook style latch; **zinc plated steel**. Can be used as a reinforcing plate for slotted end stiles.

You may also wish to stock these related parts: **E-2008 thru E-2014**.

**E-2017**



**E-2017**

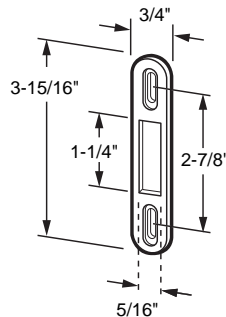
**Keeper (Wide)**

**Contents:** 1 keeper; installation fasteners.

**Description:** Surface mount; for hook style latch; **stainless steel**; can be used as a reinforcing plate for slotted end stiles.

You may wish to stock these related parts: **E-2008 thru E-2014**.

**E-2097**



**E-2097**

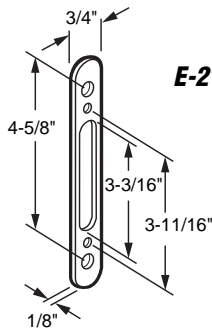
**Keeper**

**Contents:** 1 keeper; installation fasteners.

**Description:** **Zinc plated steel**; acts to reinforce the latch hole on the door jamb; fits on *Adams Rite*.

You may wish to stock these related parts: **C-1023, E-2008, E-2009, E-2013, E-2014**.

**E-2101**



**E-2101**

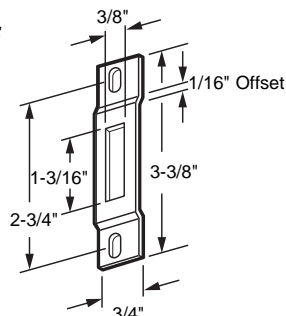
**Trim Plate**

**Contents:** 1 trim plate; 1 fastener set.

**Description:** **Zinc plated steel** trim plate for adapting **E-2009** and **E-2013** mortise locks to wood door stiles.

You may wish to stock these related parts: **E-2008, E-2009, E-2011, E-2013, E-2014**.

**E-2015**



**E-2015**

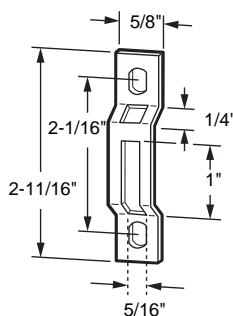
**Keeper**

**Contents:** 1 keeper; installation fasteners.

**Description:** Surface mount; for hook style latch; **zinc plated steel**; fits on *W&F* and other manufacturers.

You may wish to stock these related parts: **E-2013, E-2014**.

**E-2085**



**E-2085**

**Keeper**

**Contents:** 2 keepers; installation fasteners.

**Description:** **Stamped steel** keeper; narrow style design.

You may wish to stock these related parts: **C-1016; C-1023-24; C-1048; E-2008; E-2009; E-2013-14**.

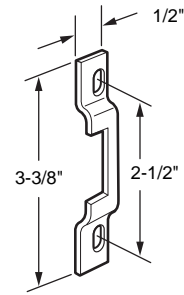
## E-2136

### Keeper

**Contents:** 1 keeper; installation fasteners.

**Description:** 1 stamped aluminum strike; fits on *Premier* series 210 doors.

**E-2136**



## E-2018

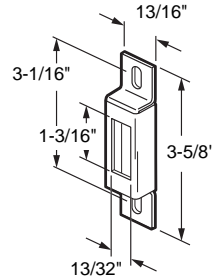
### Keeper

**Contents:** 1 keeper; installation fasteners.

**Description:** Surface mount; for hook style latch; zinc plated steel. Used by *W&F*.

Call for Availability

**E-2018**



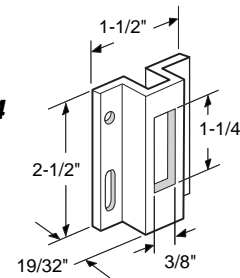
## E-2124 (White)

### Keeper

**Contents:** 1 keeper; installation fasteners.

**Description:** Extruded aluminum; surface mount; for hook style latch; fits on *Viking*.

**E-2124**



## E-2050 (Aluminum)

## E-2051 (Black)

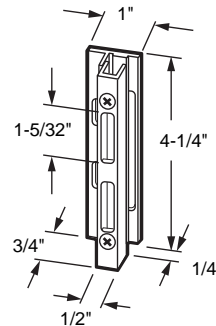
### Keeper

**Contents:** 1 adjustable latch strike; installation fasteners.

**Description:** Extruded aluminum strike has projection adjustment; fits on *Pacific* and other manufacturers.

You may wish to stock these related parts: **C-1000, C-1016, C-1020, C-1079.**

**E-2050  
E-2051**



## E-2061 (Black)

## E-2150 (White)

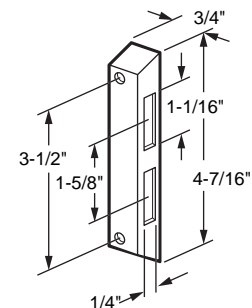
### Keeper

**Contents:** 1 keeper; installation fasteners.

**Description:** Side mount; plastic keeper with metal insert; special fastener package to attach keeper to jamb.

You may wish to stock these related parts: **C-1000, C-1060, C-1070, E-2078.**

**E-2061  
E-2150**



## E-2078 (Black)

## E-2160 (White)

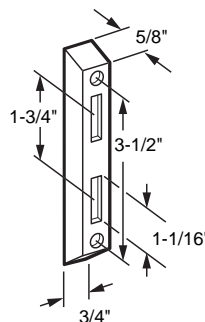
### Keeper

**Contents:** 1 keeper; installation fasteners.

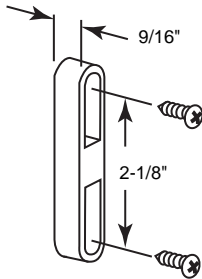
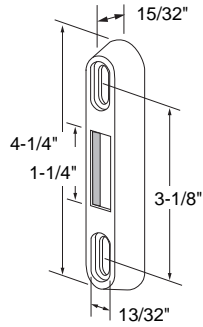
**Description:** Face mount; plastic keeper with metal insert.

You may wish to stock these related parts: **C-1000, C-1001, C-1060, C-1070, E-2061.**

**E-2078  
E-2160**

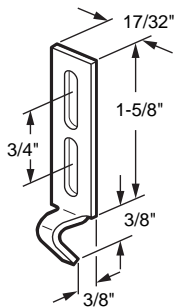
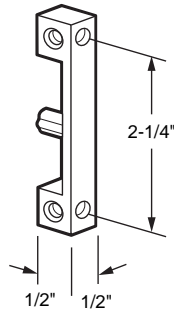


**E-2125**



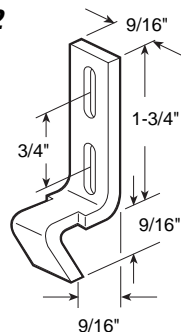
**E-2134**

**E-2052  
E-2053**



**E-2054**

**E-2122**



**E-2125  
Keeper**

**Contents:** 1 keeper; installation fasteners.

**Description:** Diecast keeper; fits on *W&F*.

**E-2134  
Keeper**

**Contents:** 1 keeper; installation fasteners.

**Description:** Zinc plated diecast adjustable keeper for mortise lock E-2079.

**E-2052 (Aluminum)  
E-2053 (Black)  
Keeper**

**Contents:** 1 keeper; installation fasteners.

**Description:** Heavy-duty diecast keeper; can be used for face or side mount.

You may wish to stock these related parts: **A-103, C-1016**.

**E-2054  
Keeper**

**Contents:** 2 keepers; installation fasteners.

**Description:** Stamped steel keeper; screw slots allow for vertical adjustment.

You may wish to stock these related parts: **C-1018, C-1095**.

**E-2122  
Keeper**

**Contents:** 2 keepers; installation fasteners.

**Description:** Stamped steel keeper; screw slots allow for vertical adjustment.

You may wish to stock these related parts: **E-2054**.

# Sliding Patio Door

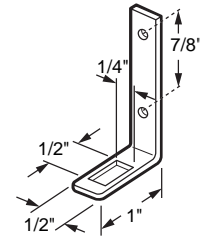
## E-2086

### Keeper

**Contents:** 2 keepers; installation fasteners.

**Description:** Stamped steel keeper; fits on *Daryl* and *Crossly*.

## E-2086



## E-2028

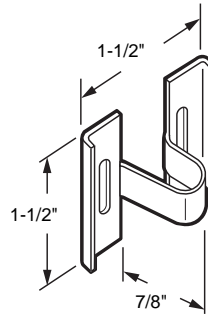
### Keeper

**Contents:** 1 keeper; installation fasteners.

**Description:** Stamped steel keeper; designed to work with mortise lock E-2027; fits on *Daryl Doors*.

You may wish to stock these related parts: C-1035, C-1036, E-2027.

## E-2028



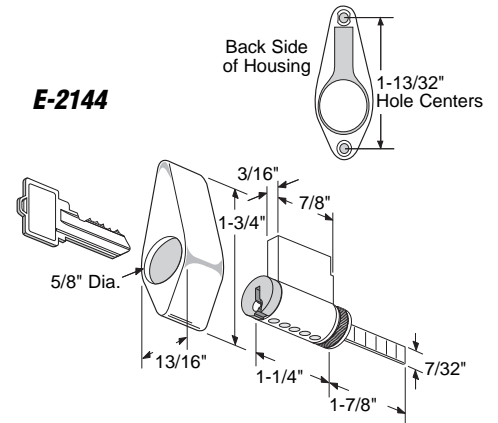
## E-2144 (White)

### Keyed Locking Unit

**Contents:** 1 lock housing; 1 cylinder lock with 2 keys; installation fasteners.

**Description:** Diecast housing used to convert C-1177 to keyed locking handle.

## E-2144



## E-2145 (White)

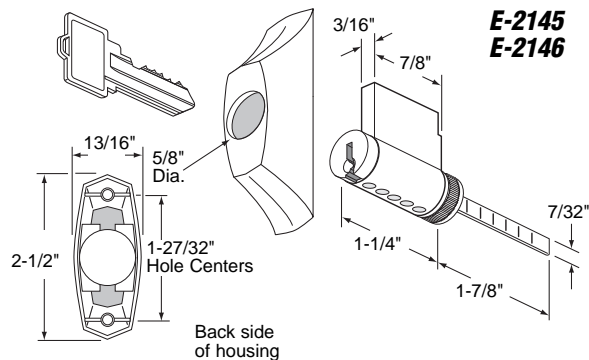
## E-2146 (Brass)

### Keyed Locking Unit

**Contents:** 1 lock housing; 1 cylinder lock with 2 keys; installation fasteners.

**Description:** Diecast housing; used to convert C-1174, C-1176 & C-1178 to keyed locking handle.

## E-2145 E-2146



## E-2007

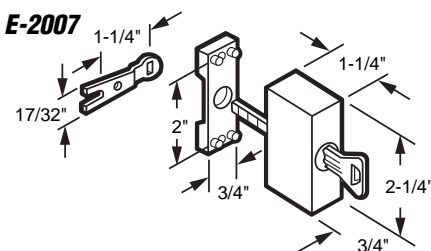
### Keyed Locking Unit

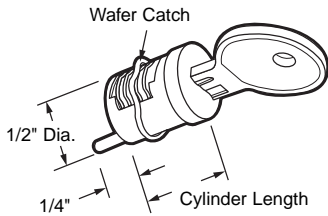
**Contents:** 1 lock housing; 1 lock activator yoke; 1 lock base; 1 cylinder lock with 2 keys; installation fasteners.

**Description:** Zinc diecast lock housing with activator yoke; plastic base; fits on *Guaranteed Products* to key lock C-1028 handle set.

You may wish to stock these related parts: C-1028, E-2000, E-2080, E-2109.

## E-2007





**E-2005** (cylinder length - 13/16")  
**E-2087** (cylinder length - 7/8")  
**E-2088** (cylinder length - 1-1/4")

**E-2005** (1" thick door)\*  
**E-2087** (1-1/8" to 1-1/4" thick door)  
**E-2088** (1-1/2" thick door)

## Cylinder Lock

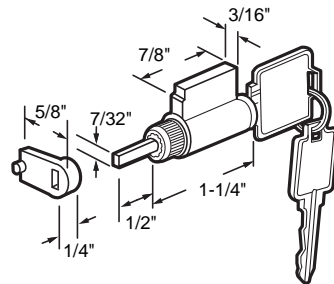
**Contents:** 1 lock with 2 keys.

**Description:** Wafer type; **diecast** housing; used to keylock most flush mount handle sets.

\*This lock is also available **keyed alike**, in bulk, with a maximum 25 units per KA number available.

You may wish to stock these related parts: **C-1032, C-1033, C-1045, C-1075, C-1076.**

**E-2115**

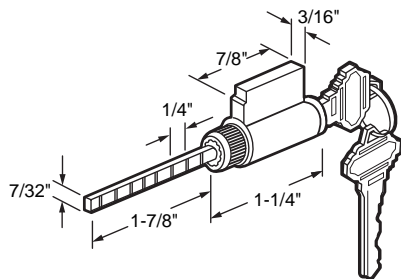


**E-2115** (with adapter)

## Cylinder Lock

**Contents:** 1 lock with 2 keys; 1 lock activator.

**Description:** 5 pin tumbler lock; **solid brass** housing; keyway is compatible with **Weiser, Kwikset** and **Weslock**; special diecast cam adapter; used by various manufacturers.



**E-2103**  
**E-2104**

**E-2103**

**E-2104** (Keyed alike)

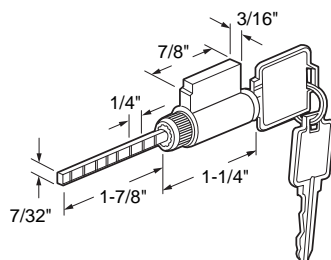
## Cylinder Lock

**Contents:** 1 lock with 2 keys.

**Description:** 5 pin tumbler lock; hardened break-away tailpiece; **Schlage** keyway; used to keylock most surface mount handle sets.

You may also wish to stock these related parts: **E-2000, E-2104, E-2107.**

**E-2000**  
**E-2107**



**E-2000**

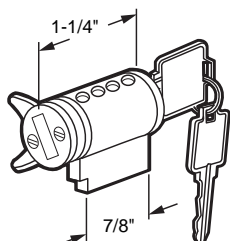
**E-2107** (Keyed alike)

## Cylinder Lock

**Contents:** 1 lock with 2 keys.

**Description:** 5 pin tumbler lock with 2 keys; hardened break-away tailpiece; keyway is compatible with **Weiser, Kwikset & Weslock**; used to keylock most surface mount handle sets.

You may also wish to stock these related parts: **C-1056, E-2001, E-2002, E-2070.**



**E-2003**

**E-2003**

## Cylinder Lock

**Contents:** 1 lock with 2 keys.

**Description:** 5-pin tumbler style lock with **diecast** latch activator; used to keylock **C-1025** handle; keyway is compatible to **Weiser, Kwikset & Weslock.**

You may wish to stock these related parts: **E-2000, E-2004, E-2103.**

Call for  
Availability

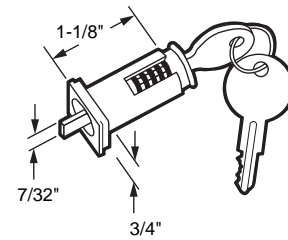
## E-2006

### Cylinder Lock

**Contents:** 1 lock; 1 plastic housing; 2 keys.

**Description:** Wafer type; flat activator link 1/2" long; fits on *Wright Products*.

**E-2006**



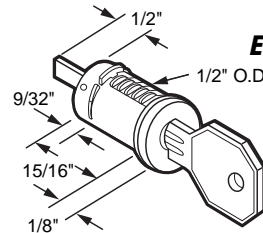
## E-2090

### Cylinder Lock

**Contents:** 1 lock; 2 keys.

**Description:** Key locking unit with flat tab; diecast construction; wafer type; fits on *Wright Products*.

**E-2090**



## E-2110

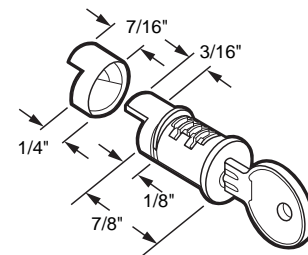
### Cylinder Lock

**Contents:** 1 lock; 2 keys.

**Description:** Key lock used on C-1074 handle; includes plastic activator tip.

You may wish to stock these related parts: C-1074, C-1099.

**E-2110**



## E-2140 (Brushed chrome)

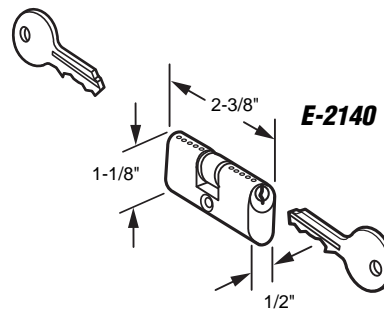
### Cylinder Lock

**Contents:** 1 lock; 2 keys and installation fasteners.

**Description:** Solid brass double cylinder key lock, 5 pin tumbler used on multi-thickness security doors.

*Call for Availability*

**E-2140**



## E-2070 (Aluminum)

## E-2071 (Black)

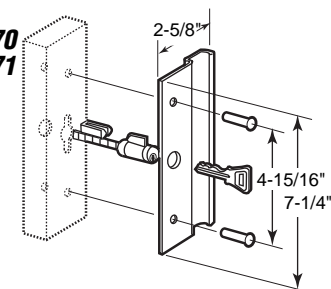
### Keyed Locking Pull

**Contents:** 1 outside pull; 1 locking cylinder; 1 cylinder clip.

**Description:** Extruded aluminum flush outside pull with keyed locking unit; locking unit tailpiece with break-off points; used by many manufacturers for 4-15/16" hole center installations.

You may wish to stock these related parts: E-2000, E-2001.

**E-2070  
E-2071**



## E-2072 (Aluminum)

## E-2073 (Black)

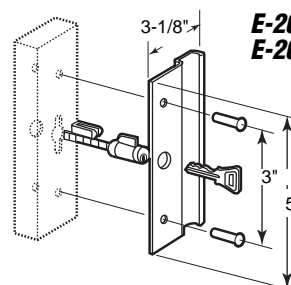
### Keyed Locking Pull

**Contents:** 1 outside pull; 1 locking cylinder; 1 cylinder clip.

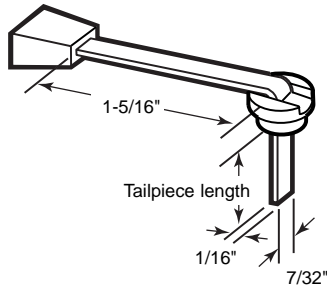
**Description:** Extruded aluminum flush outside pull with keyed locking unit; locking unit tailpiece with break-off points; used by many manufacturers for 3" hole center installations.

You may wish to stock these related parts: C-1022, C-1072, C-1073, E-2000.

**E-2072  
E-2073**



**E-2095**  
**E-2139**  
**E-2117**



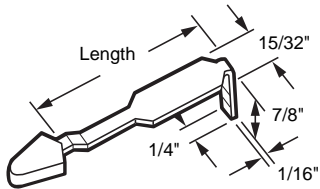
**E-2095** (3/4" long tailpiece)  
**E-2139** (1" long tailpiece)  
**E-2117** (1-3/8" long tailpiece)

## Latch Lever

**Contents:** 1 latch lever with plastic bushing.

**Description:** Steel latch lever with plastic thumb button.

You may wish to stock these related parts: **C-1019, C-1058, E-2000, E-2008, E-2009, E-2013, E-2014.**



**E-2066**  
**E-2113**

**E-2066** (1-3/4")  
**E-2113** (2")

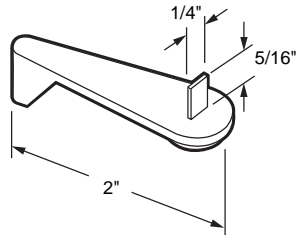
## Latch Lever

**Contents:** 1 latch lever.

**Description:** Stamped steel lever with black plastic tip; fits on *Adams Rite*.

You may wish to stock these related parts: **E-2008, E-2009.**

**E-2038**



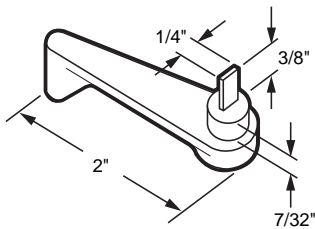
**E-2038** (Black)

## Latch Lever

**Contents:** 1 latch lever.

**Description:** Plastic with steel pin; fits on *Marshall* and others.

Call for  
Availability



**E-2037**

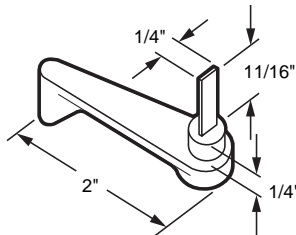
**E-2037** (Gray)

## Latch Lever

**Contents:** 1 latch lever.

**Description:** Plastic with steel pin; fits on *Arcadia* and other manufacturers.

**E-2065**

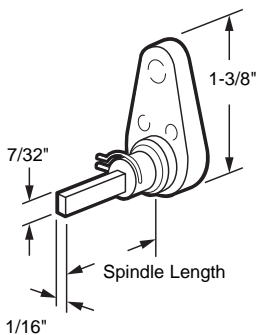


**E-2065** (Gray)

## Latch Lever

**Contents:** 1 latch lever.

**Description:** Plastic with steel pin; used by several manufacturers.



**E-2035**  
**E-2112**

**E-2035** (1" long spindle)  
**E-2112** (1-1/2" long spindle)

## Latch Lever (Gray)

**Contents:** 1 lever, washer, spring washer and pin.

**Description:** Diecast latch lever with steel pin; fits on *Fleetwood* and other manufacturers.

You may wish to stock these related parts: **C-1035, C-1036, C-1039.**

## E-2036

### Latch Lever

**Contents:** 1 latch lever.

**Description:** Diecast with steel pin; fits on *Arcadia*.

Call for  
Availability

## E-2033

### Latch Lever and Escutcheon Plate

**Contents:** 1 thumbturn and plate.

**Description:** Aluminum plate; diecast thumbturn with steel pin; used by many manufacturers

You may wish to stock these related parts: C-1035, E-2008, E-2009, E-2012, E-2013, E-2014, E-2112.

## E-2034

### Latch Lever and Escutcheon Plate

**Contents:** 1 latch lever; 1 plate, installation fasteners.

**Description:** Diecast lever with steel pin and aluminum plate; repair part for sliding patio door handles; fits on *Hollyview* and other manufacturers, popular part for C-1039.

You may wish to stock these related parts: C-1035, C-1036, E-2008, E-2009, E-2012, E-2013, E-2035, E-2112.

## E-2147 (White)

### Thumbturn and Escutcheon Plate

**Contents:** 1 thumbturn & plate; installation fasteners.

**Description:** Diecast thumbturn and plate, tail piece is 1-1/16" long and turned 45° from thumbturn.

You may wish to stock these related parts: E-2014, E-2079, E-2126.

## E-2039

### Latch Lever

**Contents:** 1 latch lever and rivet.

**Description:** Plastic lever; fits on *International* handle sets C-1022, C-1055, C-1072, C-1073.

## E-2062

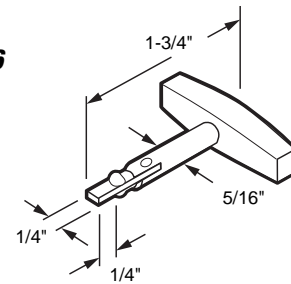
### Latch Lever

**Contents:** 1 latch lever, 1 machine screw.

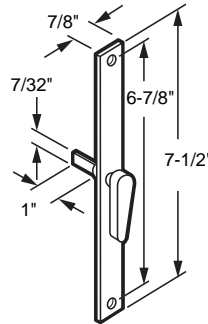
**Description:** Diecast lever; repair part for *Fullview* handle set C-1023.

You may wish to stock these related parts: A-103, C-1023.

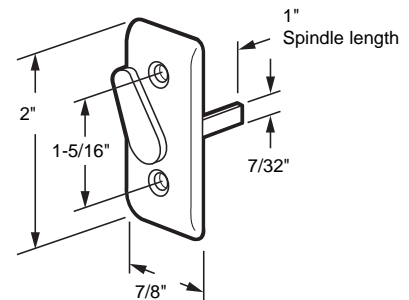
E-2036



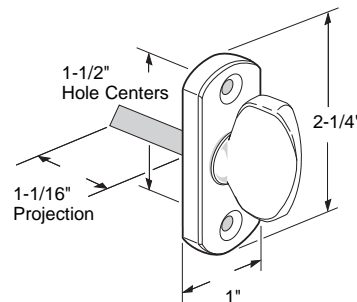
E-2033



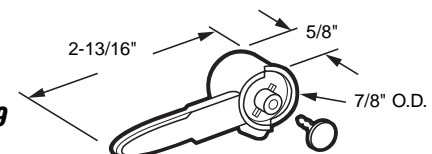
E-2034



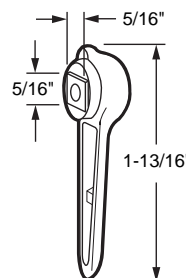
E-2147

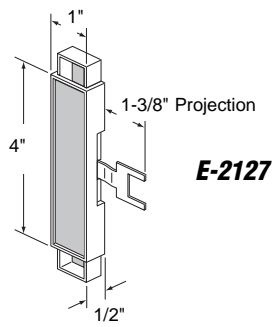


E-2039



E-2062





**E-2127**

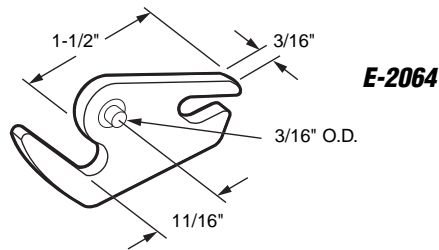
**E-2127** (Black)

## Slide Latch Assembly

**Contents:** 1 latch assembly; installation fasteners.

**Description:** Plastic housing with stamped steel activator fork; replacement latch for **C-1028** handle set, fits on *Guaranteed Products*.

You may wish to stock these related parts: **C-1028, D-1547, E-2080, E-2109.**



**E-2064**

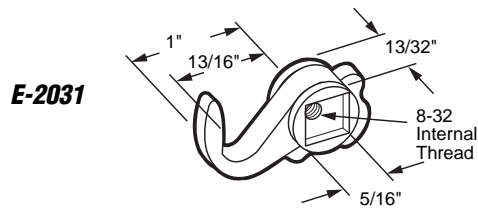
**E-2064**

## Latch Hook

**Contents:** 1 latch hook.

**Description:** Diecast hook; repair part for *Horizon* door handle set **C-1046**.

Call for Availability



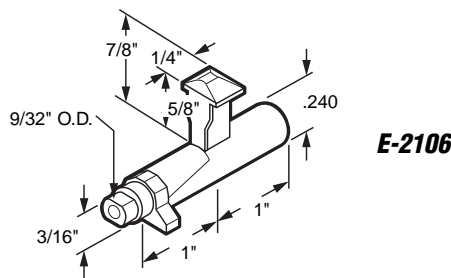
**E-2031**

**E-2031**

## Latch Hook

**Contents:** 2 hooks; 2 springs; installation fasteners.

**Description:** Diecast hook; repair part for old style *Fullview* surface mounted handle sets, **C-1023 & C-1024**.



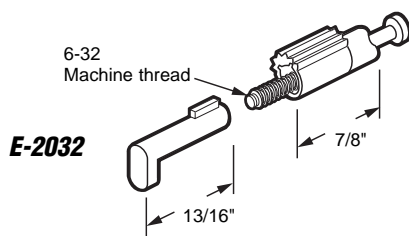
**E-2106**

**E-2106**

## Latch Hook

**Contents:** 1 hook.

**Description:** Diecast hook for 1-1/4" thick doors; as used on **C-1018 & C-1095** handle sets.



**E-2032**

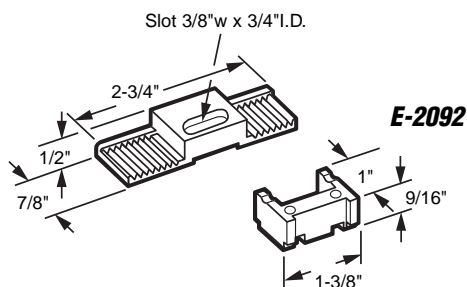
**E-2032**

## Latch Pins

**Contents:** 2 spring loaded latching assemblies.

**Description:** Plastic sleeves with steel inserts; locking pins fits on *Ador/HiLite* on **C-1014 & C-1015** handle sets.

You may wish to stock these related parts: **C-1010, C-1012, C-1014, C-1015, E-2092.**



**E-2092**

**E-2092**

## Latch Repair Kit

**Contents:** 1 center gear slide; 2 end caps.

**Description:** Plastic component parts for *Adore/HiLite* locking mechanism on handle sets **C-1014 & C-1015**.

You may wish to stock these related parts: **C-1014, C-1015, E-2032.**

# Sliding Patio Door

**E-2075** (Left hand)

**E-2081** (Right hand)

## Latch Hook

**Contents:** 1 hook; 1 special binder post; 1 Phillips head machine screw.

**Description:** Diecast hook; repair part for *Trimview* patio door lock; specify left hand or right hand, viewing from inside.

**E-2067**

## Latch Lever

**Contents:** 1 latch lever.

**Description:** Diecast latch; fits on *Trimview* handle set **C-1025**.

You may also wish to stock these related parts: **C-1025**, **E-2068**, **E-2076**.

**E-2068**

## Latch Yoke

**Contents:** 1 yoke.

**Description:** Diecast yoke; fits on *Trimview* handle set **C-1025**.

You may wish to stock these related parts: **C-1025**, **E-2067**, **E-2076**.

**E-2076**

## Latch Spring

**Contents:** 2 springs.

**Description:** Steel latch spring; fits on *Trimview*; repair part for **C-1025** handle set.

You may wish to stock these related parts: **C-1025**, **E-2067**, **E-2068**.

**E-2108**

## Hook Set

**Contents:** 4 Hooks.

**Description:** Stamped steel hooks for flush style lock assemblies; 4 projections; universal design.

You may also wish to stock these related parts: **C-1032**, **C-1034**, **C-1045**, **C-1075**.

**E-2004**

## Lock Adapter

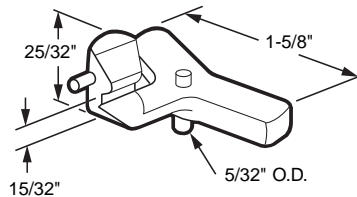
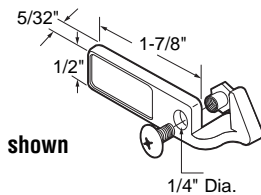
**Contents:** 1 adapter.

**Description:** Diecast adapter; used as lock activator on **E-2003** locking cylinder.

You may wish to stock these related parts: **E-2003**, **C-1025**, **E-2068**, **E-2067**.

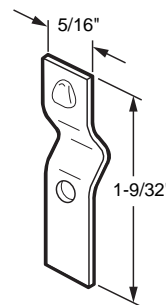
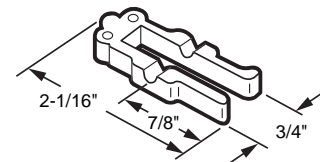
**E-2075**  
**E-2081**

Left hand shown



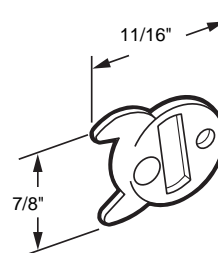
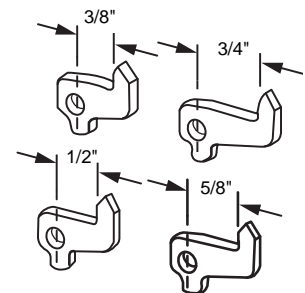
**E-2067**

**E-2068**



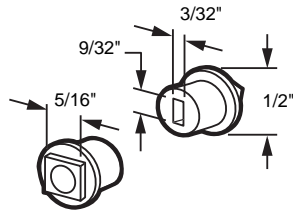
**E-2076**

**E-2108**



**E-2004**

**E-2002**



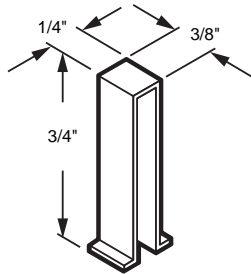
**E-2002**

## Locking Cylinder Adapter

**Contents:** 1 adapter.

**Description:** Diecast adapter; provides connection between cylinder lock and latch assembly used with **C-1023** handle set.

You may wish to stock these related parts: **C-1049, C-1073, E-2000.**



**E-2001**

**E-2001**

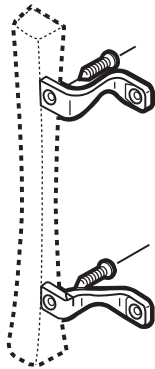
## Lock Clip

**Contents:** 1 clip.

**Description:** Lock retainer clip; **spring steel**; holds cylinder in place on many doors.

You may wish to stock these related parts: **E-2000, E-2070 thru E-2073.**

**E-2102**



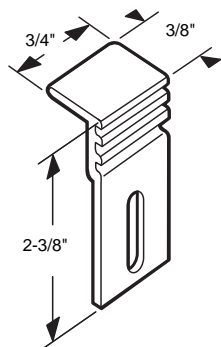
**E-2102**

## Handle Brackets

**Contents:** 1 left hand and 1 right hand bracket; 1 fastener set.

**Description:** Diecast **chrome plated** bracket set for attaching wood handles.

You may wish to stock these related parts: **C-1032, C-1034.**



**E-2132**  
**E-2133**

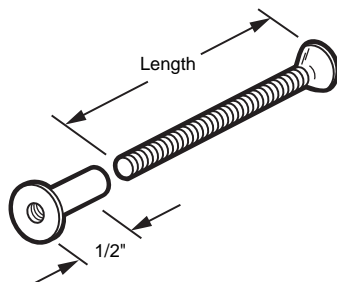
**E-2132** (Aluminum)

**E-2133** (Bronze)

## Panel Clip

**Contents:** 4 Clips and installation screws.

**Description:** Used to secure stationary panel on **Ador /HiLite** series 1200 patio door.



**E-2056** (1" Aluminum)

**E-2057** (1-1/4" Aluminum)

**E-2155** (1-1/2" Aluminum)

**E-2055** (2" Aluminum)

**E-2152** (2-1/4" Aluminum)

**E-2059** (1" Black)

**E-2060** (1-1/4" Black)

**E-2156** (1-1/2" Black)

**E-2058** (2" Black)

**E-2153** (2-1/4" Black)



## Binder Posts and Fasteners

**Contents:** (4) 1/2" binder posts; 4 Phillips flat head machine screws.

**Description:** Used for attaching handle sets to sliding patio doors and sliding screen doors; check part numbers for screw length.